IS-III active S-narrow

2019. 04 **E**-Ver.01

Find Neobiotech online

Super Narrow
for Anterior Mandible
(Narrow Ridge)

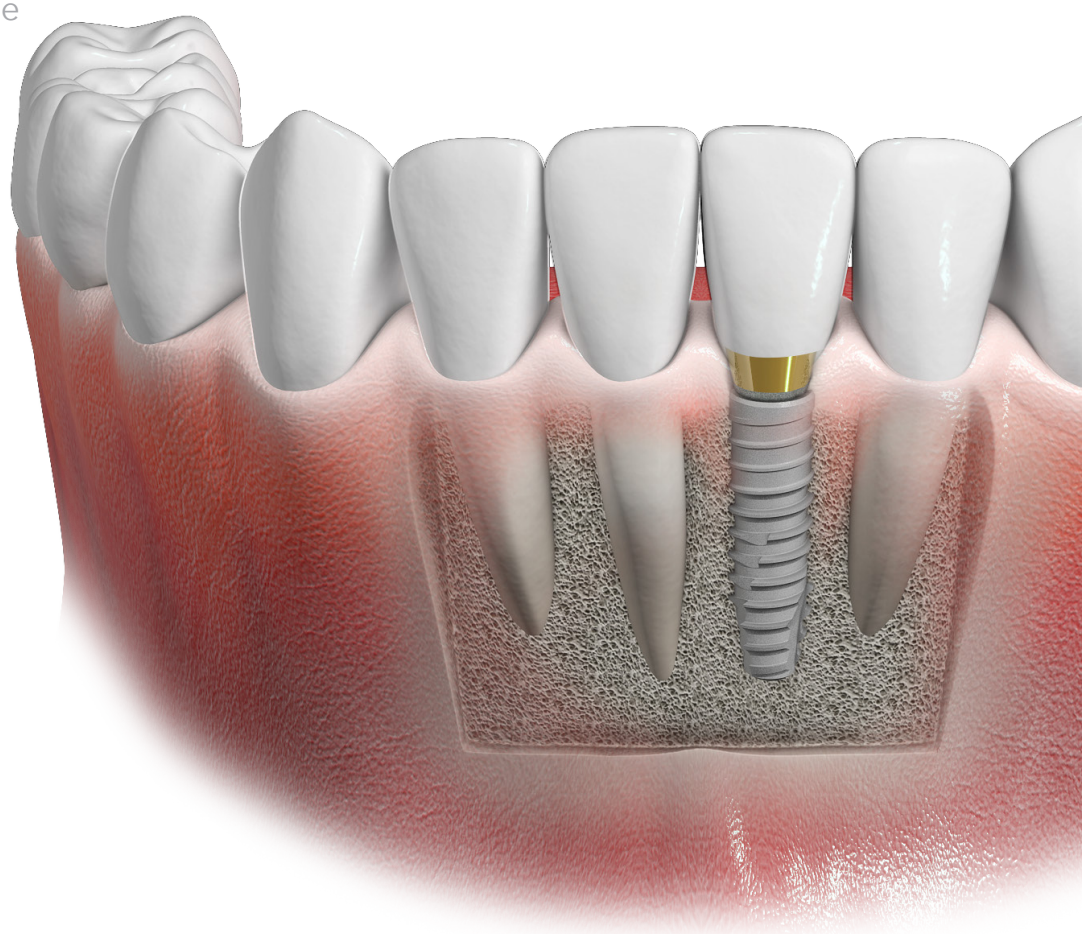

Neo Biotech
Satisfaction to Dentists

IS-III active S-Narrow **Features**

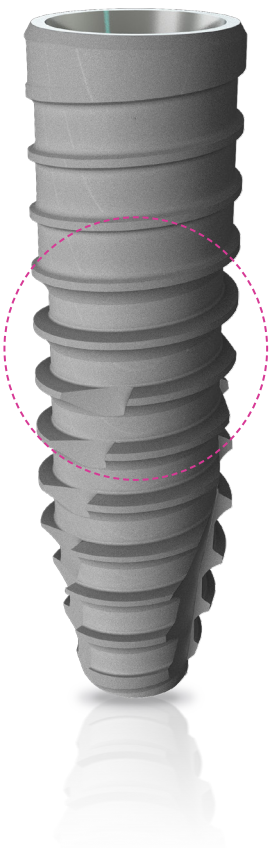

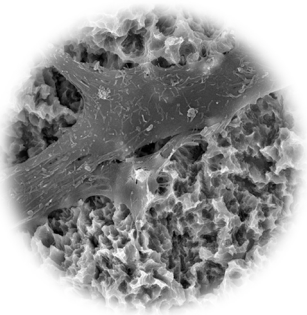

S.L.A. Surface

The new S.L.A Surface with 40% greater sur-face area and 50% more cell adhesion promotes osseointegration

Straight Body

Easy to adjust implantation depth



Deep & Wide Pitch

Optimum Pitch for osseointegration (0.9Pitch)



Wide Cutting Edge

Wide cutting edge and enlarged surface area enhances initial fixation and offers clinicians more stable implant placement

Internal Conical Seal 11˚
2.1 Hex

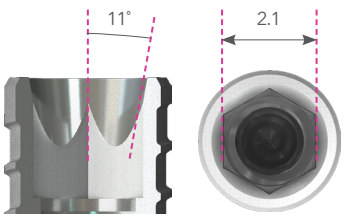

M2.0 Connection

One Piece Type

- Cover Screw
- Healing Abutment



M1.6 Connection

Two Piece Type

- PickCap Impression Coping
- Temporary Abutment
- Cement Abutment
- Angled Abutment

Grade23 : Ti-6Al-4V ELI

IS-III active S-Narrow **Line Up**

Fixture



Diameter	Length	Code
Ø3.2	8.5 mm	IS3SN3008AP
	10.0 mm	IS3SN3010AP
	11.5 mm	IS3SN3011AP
	13.0 mm	IS3SN3013AP

* Cover Screw not included

Cover Screw & Healing Abutment

Cover Screw

Diameter	Code
Ø3.0	ISC25S

Healing Abutment



Diameter	Ø3.0	
Cuff	3 mm	5 mm
Code	ISH3003	ISH3005

Diameter	Ø3.8	
Cuff	3 mm	5 mm
Code	ISH3803	ISH3805

Prosthetic **Flow Chart**

Temporary
Abutment

Cement
Abutment

Angled
Abutment

Lab Analog

PickCap Impression
Coping

IS-III active
S-narrow (ø3.2)

IS-III active S-Narrow **Prosthesis**

Cement Abutment (Hex)

Diameter	Post	Cuff	Code
Ø3.5	7 mm	3 mm	ISAH3537
		4 mm	ISAH3547
		5 mm	ISAH3557
		7 mm	ISAH3577

Cement Abutment (Non- Hex)



Diameter	Post	Cuff	Code
Ø3.5	7 mm	3 mm	ISAN3537
		4 mm	ISAN3547
		5 mm	ISAN3557
		7 mm	ISAN3577

Angled Abutment (17°)



*Will be launched on September 2019

Diameter	Post	Cuff	Type
Ø3.2	9 mm	3 mm	A
			B

A : Angle to the edge
B : Angle to the flat wall

Temporary Abutment

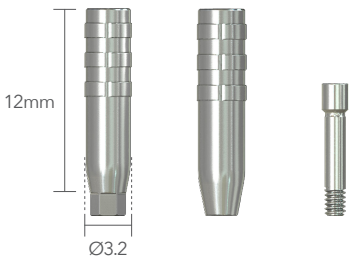

Diameter	Length	Connection	Code
Ø3.2	12 mm	Hex	ISAHT300
		Non Hex	ISANT300

PickCap Impression Coping

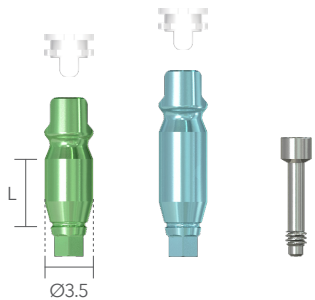

Diameter	Length	Code
Ø3.5	5 mm	ISSNPCIB3505C
	7 mm	ISSNPCIB3507C

* Screw & Cap included

Lab Anlog

Diameter	Code
Ø3.2	ISLA300

Surgical Kit

The top, middle, bottom tray and components of the S-narrow Kit is sold separately

Kit Tray Top	CSTKITTRAY1
Kit Tray Middle	SNKITTRAY2
Kit Tray Bottom	CSTKITTRAY3

Drill Extension

Code
DE01

Cortical Tap

Diameter	Code
Ø3.2	CT32S09

Hex Driver

Code
HD1215S

Guide Point Drill

Diameter	Code
Ø1.35	PD13

Cortical Drill

Diameter	Code
Ø3.1	ISCD32

Direction Pin

Diameter	Code
Ø3.6	DP36

Surgical Drill

Diameter	Code
Ø2.2	TSDS22CL
Ø2.7	TSD27CL

Fixture Driver

Code
ISFDSNRL
ISFDSNCL

Connector

Code
RC15S

Drill Stopper

8.5mm	10mm	11.5mm	13mm
DS085CS	DS100CS	DS115CS	DS130CS

Torque Ratchet

Code
TW60

Surgical Kit

Tools from S-narrow Kit can be mounted on spare parts of the Neo Master Kit (Sold separately)



Surgical Drill

Drill Stopper

Cortical Tap

Fixture Driver

Drill Length

Surgical Drill

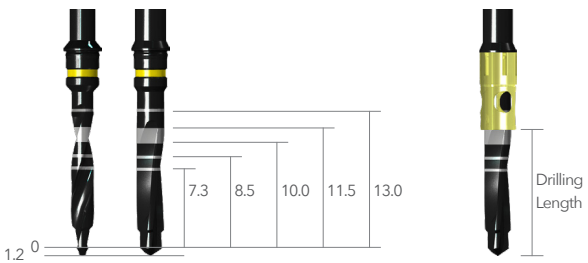

Ø2.2 Ø2.7

Stopper	8.5	10.0	11.5	13.0
Drilling Length	9.7mm	11.2mm	12.7mm	14.2mm

Cortical Drill

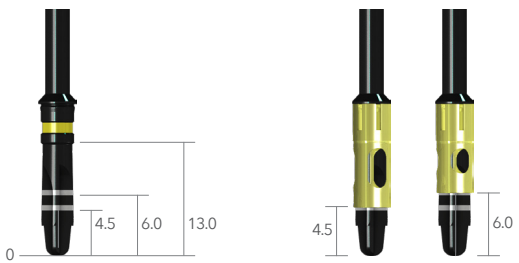

Stopper	8.5	10.0
Drilling Length	4.5mm	6.0mm

Drilling **Protocol**

Drilling Speed & Torque

Guide Point Drill, Surgical Drill : **1,200rpm / 35~45Ncm** Cortical Tap : **50rpm / 50Ncm**

IS-III active Fixture Ø3.2 X 10mm (D1/D2 bone)

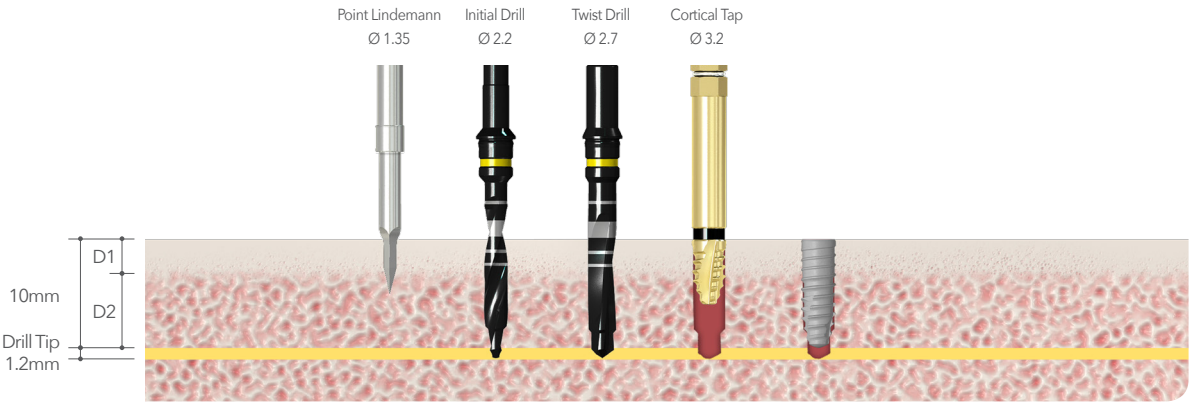

In case of soft(D4) bone, or in condition of getting fixed at implant apex area, Ø2.2 surgical drill is the final drill



If the Cortical Tap Drill for contra angle gets stuck in a bone, continue tapping by connecting Ratchet Connector and Torque Ratchet

Neobiotech USA
2700 E Foothill Blvd. #121 Pasadena CA 91107
www.neobiotechusa.com 213-387-7704